

# HeroX Guidance: Resubmitting to the Energy Storage Innovations Prize Round 2

---

*This guidance is for competitors revising their original submission for resubmission to HeroX during the reopened submission period.*



# Resubmission Reminders

**New and revised submissions** will be accepted during the additional submission period (December 18, 2025 through March 13, 2026). Submissions from the original submission period will be considered and reviewed with any new or revised submissions received during the additional submission period. This informational guide is for competitors revising and resubmitting their original submission to HeroX.


**For submissions received during the original prize submissions period (11/25/2024 - 4/1/2025):**

- DOE will evaluate submissions received before the original prize submission deadline (4/21/2025) as if they were submitted within the reopened prize submission period. If a competitor wishes to revise their original submission, the competitor must submit the revised submission for consideration via the HeroX Prize Page during the reopened prize period.
- If a competitor whose submission was received during the original prize submission period no longer wishes to compete in this prize, the competitor must submit a written withdrawal notice to the Prize Administrator via email to [energystorageinnovationsprize@nrel.gov](mailto:energystorageinnovationsprize@nrel.gov), referencing the submission title, submission date, and time of the existing submission; upon receipt, the Prize Administrator will remove the submission from further consideration.

# Step 1: Navigate to the Prize HeroX website:

<https://www.herox.com/storageinnovationsround2>

1



AMERICAN  
**MADE**  
U.S. DEPARTMENT OF ENERGY

Energy Storage Innovations Prize Round 2

## Energy Storage Innovations Prize Round 2

Propose transformative energy storage solutions that address niche markets and inform the DOE's strategy to accelerate grid modernization.

Energy, Environment & Resources

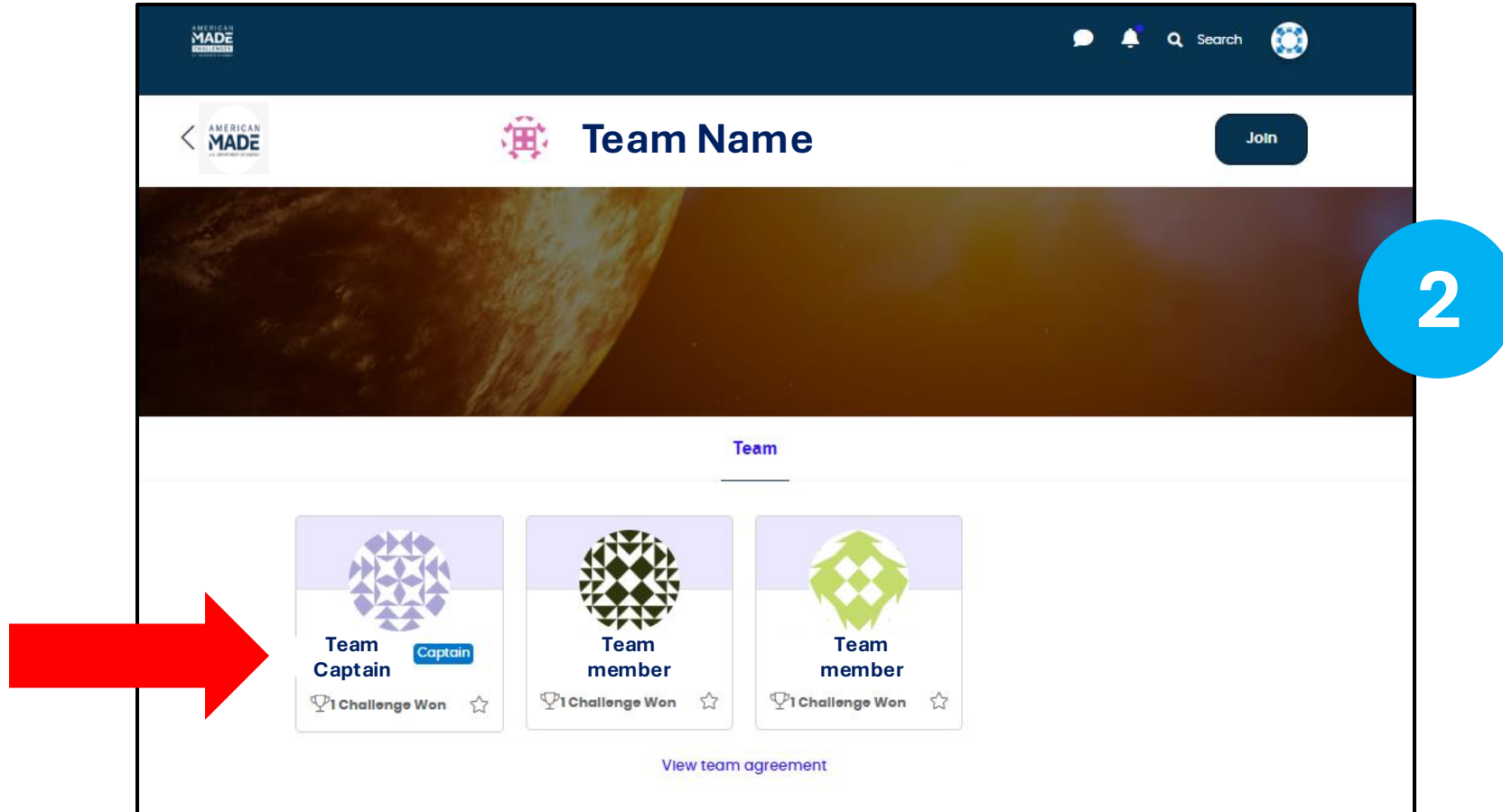
Science

Technology

Stage: Enter	Prize: \$300,000
-----------------	---------------------

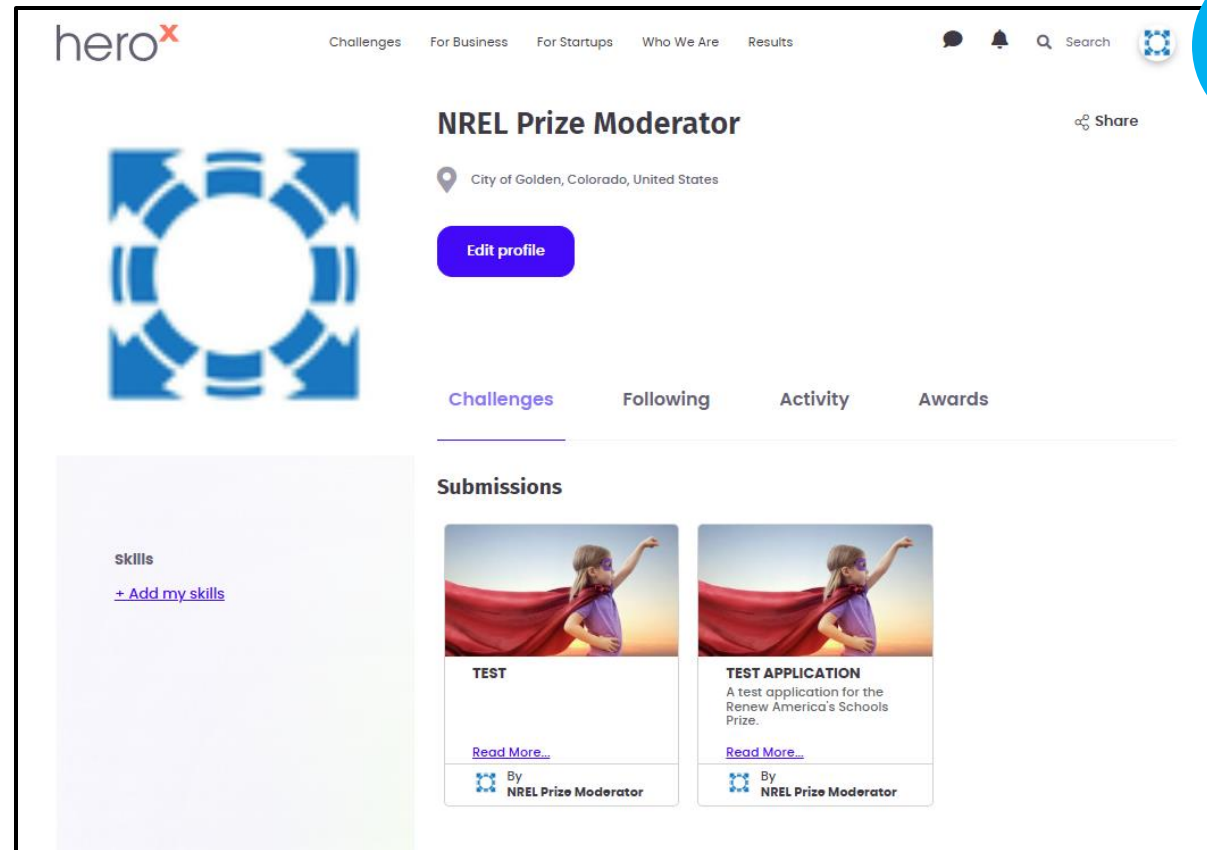
SOLVE THIS CHALLENGE

## Step 2: Log into HeroX (as a *Team*)



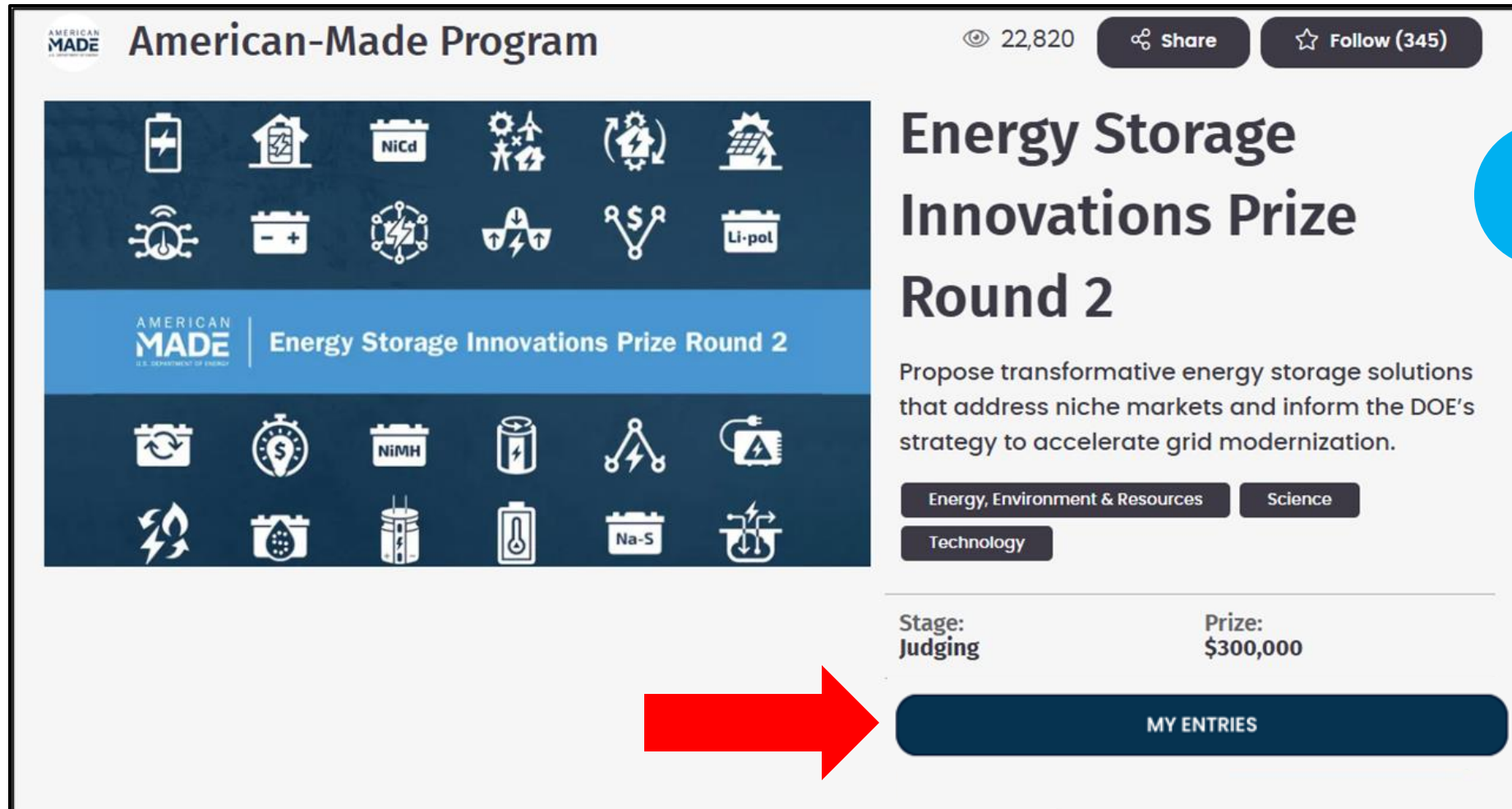
Both the listed team members and the team captain can edit/add content to the submission materials and submit the application on HeroX before the submission deadline.

# Step 2: Log into HeroX (as an *Individual*)



Only the listed individual can edit/add content to the submission materials and submit the application on HeroX before the submission deadline.

# Step 3: Once logged in, click on “My Entries”



The screenshot shows the 'American-Made Program' interface for the 'Energy Storage Innovations Prize Round 2'. The page features a grid of energy storage icons, a central banner with the 'AMERICAN MADE' logo and 'U.S. DEPARTMENT OF ENERGY', and a right-hand section with event details. A red arrow points to the 'MY ENTRIES' button at the bottom right.

**American-Made Program** 22,820 [Share](#) [Follow \(345\)](#)

## Energy Storage Innovations Prize Round 2

Propose transformative energy storage solutions that address niche markets and inform the DOE's strategy to accelerate grid modernization.

[Energy, Environment & Resources](#) [Science](#) [Technology](#)

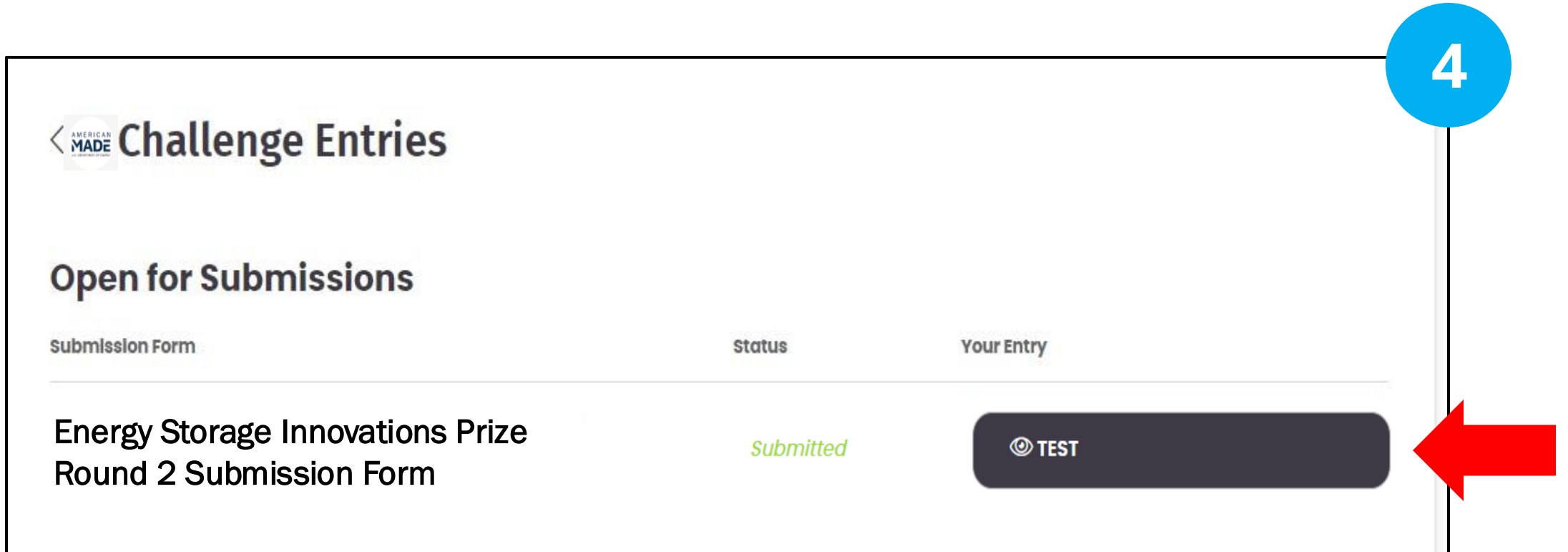
Stage: Judging Prize: \$300,000

**MY ENTRIES**




# Step 4: Edit your Submission

You can *edit* your existing entry (**submitted**) by clicking directly on the Entry Title button (“Test” in the image below).



The screenshot shows the 'Challenge Entries' section of the American Made website. It features a table with columns for 'Submission Form', 'Status', and 'Your Entry'. A row is shown for the 'Energy Storage Innovations Prize Round 2 Submission Form' with a status of 'Submitted'. In the 'Your Entry' column, there is a dark button labeled 'TEST' with an eye icon. A red arrow points to this button, and a blue circle with the number '4' is positioned above it, indicating the step to click the button to edit the submission.

Submission Form	Status	Your Entry
Energy Storage Innovations Prize Round 2 Submission Form	Submitted	

**Step 5: Complete (or revise) all required submission fields by the submission deadline.** You can “Save & Preview” your submission any time before the submission deadline.

5

### Section 1: Introduction

#### Title \*

Give your submission a catchy title that describes the idea and gets people interested.

Title

0/60

#### Short description

Provide a brief description of your idea. Be clear and concise.

Short description

0/140

#### Image

Supported File Types: **PNG, JPG**



An image boosts your message by illustrating your solution. Ensure your image is at least 650 pixels wide by 366 pixels tall for clarity.



Upload Image

#### How did you hear about this challenge?

How did you hear about this challenge?

0/100

### Section 2: Eligibility Acknowledgement

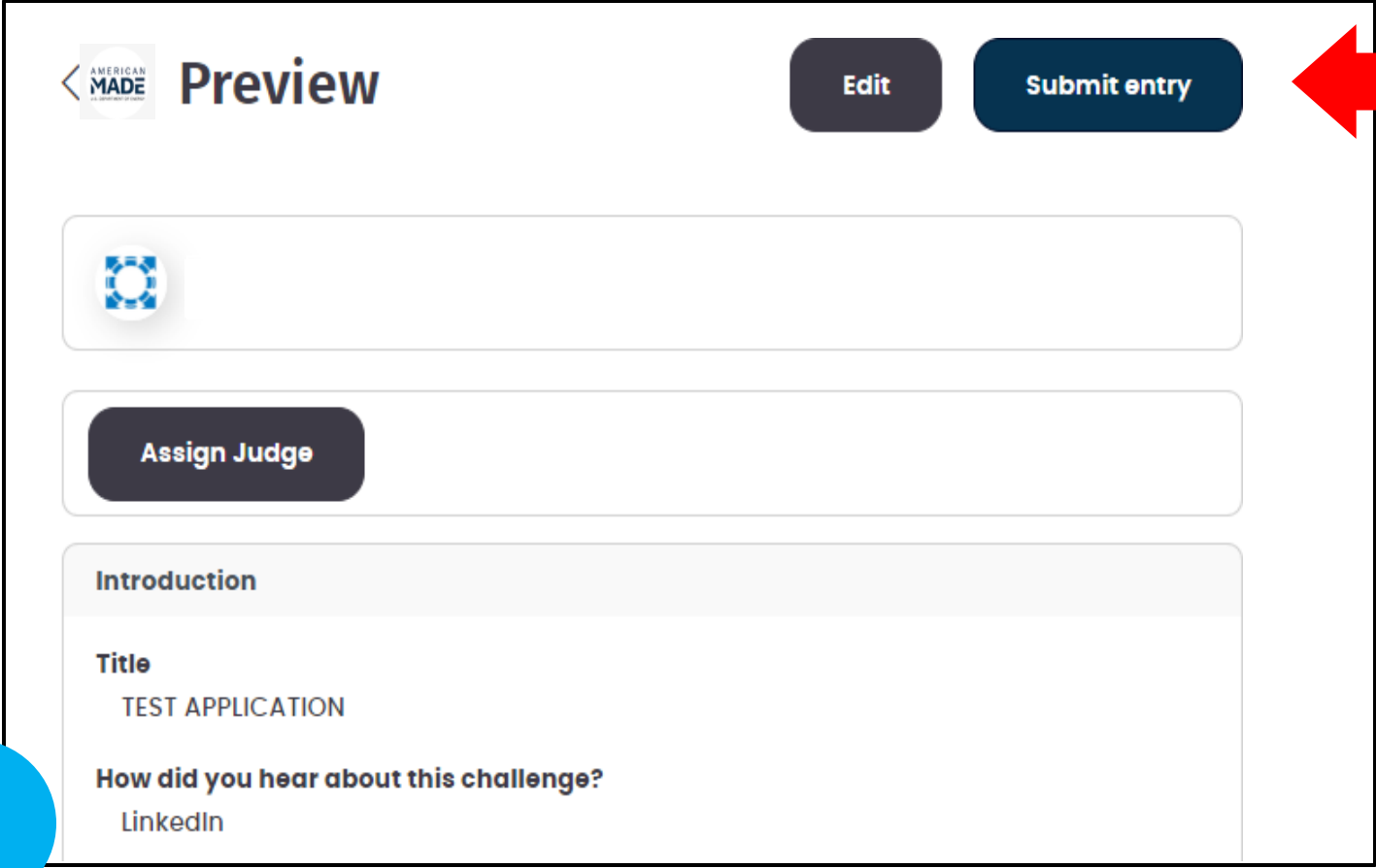
#### I confirm that I am submitting as either (select one): \*

Please confirm that your submission meets the eligibility requirements stated in the official rules

- ☐ An individual prize competitor (who is not competing as a member of a group) must be a U.S. citizen or permanent resident.
- ☐ A group of individuals competing as one team may win, provided that the online account holder of the submission is a U.S. citizen or permanent resident.
- ☐ Private entities must be incorporated in and maintain a primary place of business in the U.S.
- ☐ Academic institutions must be based in the U.S and is accredited by a nationally recognized accrediting agency or association.



**Step 6: Don't forget to hit “Submit Entry ”! The submitter will receive an email confirmation upon applying.**



The screenshot shows a web interface for previewing an entry. At the top left is the 'AMERICAN MADE' logo with a back arrow. Next to it is the word 'Preview'. To the right are two buttons: 'Edit' and 'Submit entry'. A large red arrow points from the right towards the 'Submit entry' button. Below the header is a large text area containing a blue square icon with a white grid pattern. Underneath this is a button labeled 'Assign Judge'. At the bottom is a section titled 'Introduction' which contains two text inputs: 'Title' with the value 'TEST APPLICATION' and 'How did you hear about this challenge?' with the value 'LinkedIn'. A blue circle with the number '6' is positioned to the left of the bottom of the form.

AMERICAN MADE Preview Edit Submit entry

Assign Judge

Introduction

Title  
TEST APPLICATION

How did you hear about this challenge?  
LinkedIn

6

# Questions?

---

Email [energystorageinnovationsprize@nrel.gov](mailto:energystorageinnovationsprize@nrel.gov).

AMERICAN  
**MADE**  
U.S. DEPARTMENT OF ENERGY